

# Protective Sleaving

## SPRING-FAST®

### Protective grommet edging

Spring-Fast® is a revolutionary composite grommet edging, which is fast becoming a market leader in the field of wire and cable protection. Spring-Fast® provides the fastest, safest and most effective method of abrasion protection available.

The Spring-Fast® grommet edging is currently used throughout the Aerospace market to protect cables.

Spring-Fast® applications also include:


- Satellites & missiles
- Shipboard & airborne equipment
- Refrigeration & air conditioning equipment
- Uninterruptable power supplies
- Instrumentation & control panels
- Lighting systems

### Features & Benefits

- MIL Spec qualified
- Flexible construction to fit a wide range of applications
- No adhesive/curing time required to apply the grommet - snap on fit
- Saves considerable installation time
- No hazardous adhesives and solvents required during application
- Vibration proof
- Abrasion resistant
- Chemical resistant
- Long life expectancy
- Excellent performance under extreme temperatures and humidities
- Expansion co-efficient that closely matches the host material

Spring-Fast® was developed to provide increased performance and safety characteristics over the older nylon type protective edging. Spring-Fast® edging is safer and more reliable because it is constructed from a composite of polymer-encapsulated stainless steel, which is further enhanced by an additional polymer cushion.

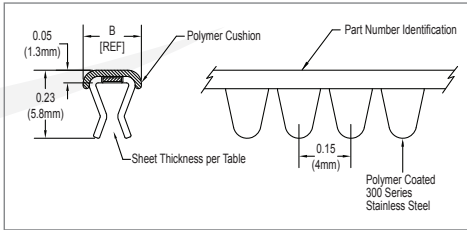

Spring-Fast® mechanically locks on to any two axis contour with finger pressure in seconds, smoothing over any sharp edges that can come into contact with wire and cable harnesses, eliminating the problem of damage through vibration and subsequent abrasion.



### Specifications & Approvals

- FAA/CAA Recognised
- UL94 V0 Compliant
- NASM22529 qualified





Properties	Test
Operating temp <sup>1</sup>	-40°C to +85°C
Voltage breakdown	1500 Volts @ 60Hz
Flammability	FAR 25.601, FAR 25853 MIL-STD-202F (111A)
Vibration & shock	MIL-STD-1344 Method 2005.1 test condition 6, Letter J, Overall rms G 41.7
Salt spray	2000 Hours (minimum) MIL-STD-202F (101D)

Sheet Thickness (mm)	Spool Size (feet)	Cushion Width (mm)	Part Number
0.6 - 0.9	25 or 100	5.1	M22529/2-1R-spool size
0.9 - 1.6	25 or 100	5.1	M22529/2-2R-spool size
1.5 - 1.9	25 or 100	5.1	M22529/2-3R-spool size
1.8 - 2.4	25 or 100	6.1	M22529/2-4R-spool size
2.3 - 2.8	25 or 100	6.1	M22529/2-5R-spool size
2.7 - 3.4	25 or 100	6.1	M22529/2-6R-spool size
4.5 - 5.0	25 or 100	8.1	M22529/2-7R-spool size
6.1 - 6.6	25 or 100	9.7	M22529/2-8R-spool size

### Fitting

A full range of tools are also available to assist with fitting, please ask for details;

- Full bypass shears - Cutting tool
- Roll-Fast® - Installation tool
- Castle Removal Tool

### Note

Due to sheet thickness tolerances and finishes, end user should determine product sizes by trial. When sheet thickness is at maximum for the grommet chosen, end user may use a rubber mallet to set, or try the next size larger grommet.

### Part Number Example; M22529/2-8R-100

A 100 foot length of protective edging, to suit thickness 6.1mm to 6.6mm.

### Ordering Information

Standard Colour: Green, with grey polymer  
Standard packaging: 25ft or 100ft Spools