







Moulded Parts and Shapes

Selection Guide Overview

Part number and visual identifier

Product Type

BOOTS

Application	Family Description	Typical Shapes
Non-lipped Boots	202A111 to 196 Straight 222A111 to 196 Right Angle	
Lipped Boots	202K121 to 185 Straight 222K121 to 185 Right Angle	
Screened Lipped Boots	202S121 to 174 Straight 222S121 to 174 Right Angle	
Lipped boots, extended tail	202D921 to 963 Straight 222D921 to 963 Right Angle	
Micro Moulded Lipped Boots	202A111-xx-G07 204W221 203W301-xx-G02 204W221-xx-G03 204W511-12 or -25	
	222A111-xx-G07 224W221 223W601-xx 224221-xx-G03 224W511-12 or -25	

Shown here are our more popular products, for further information on the extensive range of moulded parts and shapes available, or for assistance with your specific requirements, please contact us.

A range of heat guns and adhesives are also available for installing moulded parts and shapes, please refer to the relevant sections in this catalogue.







Moulded parts and shapes material performance characteristics can be found later in this section.

Selection Guide Overview


Part number and visual identifier

Product Type

TRANSITIONS

Application	Family Description	Typical Shapes
'T' Transitions	301A011 to 048 322A112 to 158	
45° Transitions	342A012 to 058 342A112 to 138	
30° Transitions	362A014 to 114	
'Y' Transitions	382A012 to 046	
1:3 Transitions	462A011 to 060	
1:4 Transitions	562A011 to 067	

SHAPES and OTHER

Application	Family Description	Typical Shapes
Feedthroughs	207W213 to 256 CES-1 to -5	
End caps	101A011 to 094 SSC-1 to -7	